

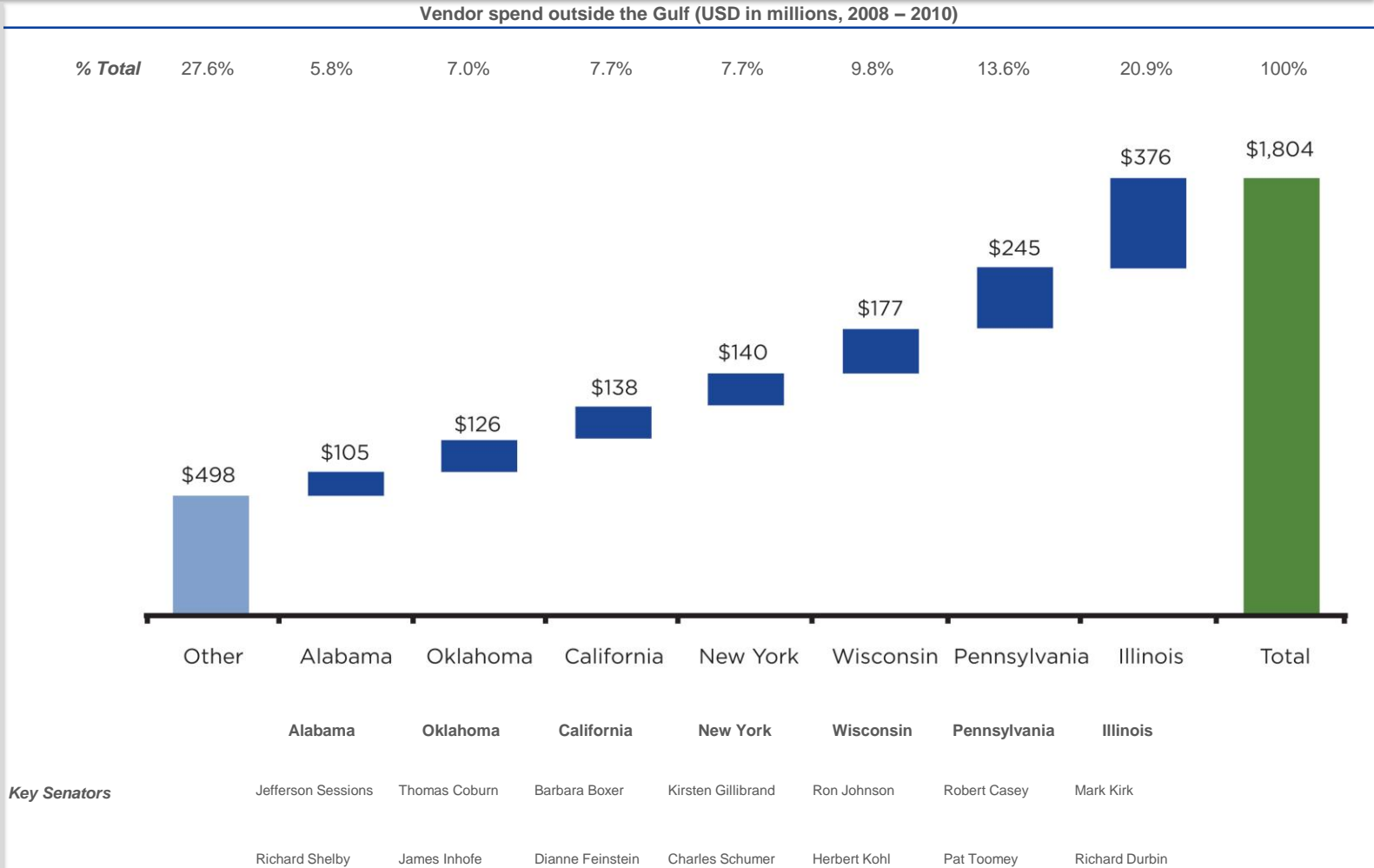


Domestic Vendor Spending Outside the Gulf

www.shallowwaterenergy.org

Domestic Vendor Spending Outside the Gulf

Approximately \$1.3 of \$1.8 billion was spent in the top seven states (IL, PA, WI, NY, CA, OK & AL) in the past three years.

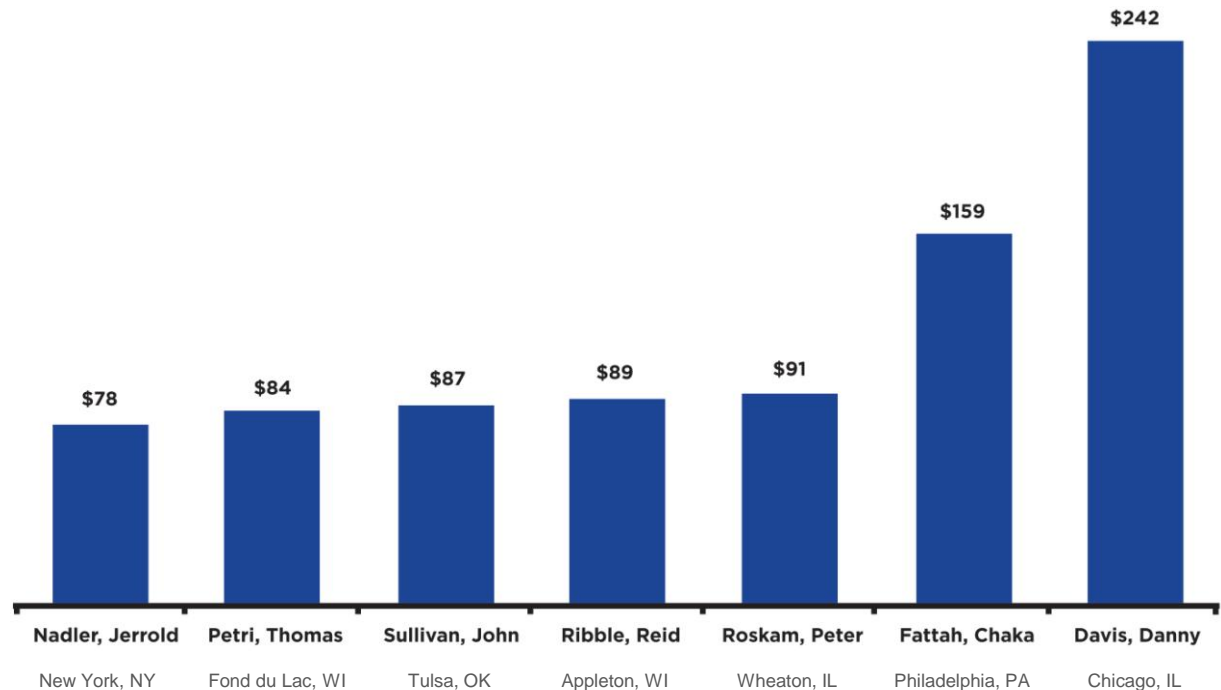


Methodology: With the assistance of Deutsche Bank, the 14 member companies of the Shallow Water Energy Security Coalition submitted and aggregated their domestic expenditures for vendors and subcontractors during the years 2008-2010. These expenditures were then distributed by state and Congressional district of the vendors' principal place of business. To illustrate the nationwide economic impact of shallow water drilling, expenditures in Texas and Louisiana were not included in the survey.

Vendor Spending in Key U.S. Representatives' jurisdictions

There are seven key districts in which vendor spending was over \$75 million in the last three years

Vendor spending in key districts (USD in millions, 2008 – 2010)



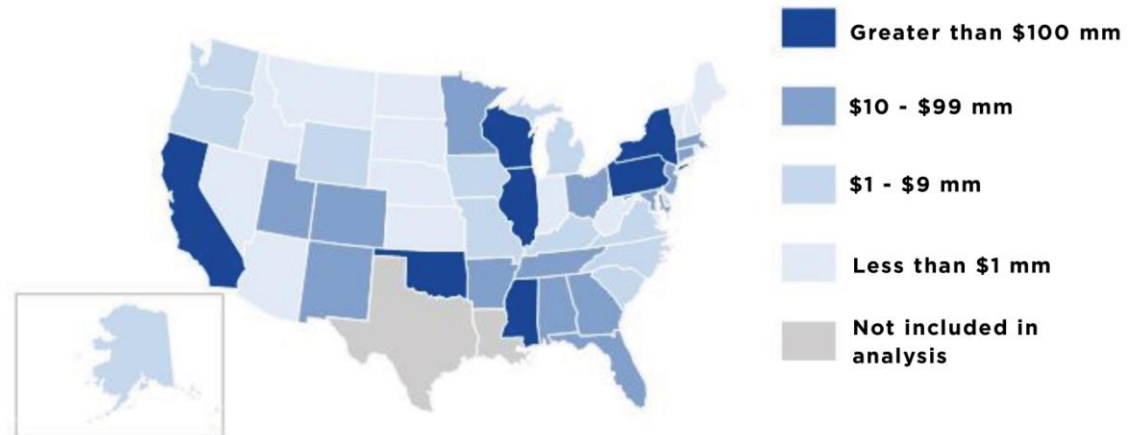
Note: Companies represented in analysis include Anadarko, Apache, Arena, Chevron, Enscro, Hercules, Phoenix, Ridgewood, Rowan, Seahawk, W&T and Walter. Analysis excludes spend data which could not be allocated to a US representative. Spending data attributable to multiple representatives is split equally amongst those representatives.

Map of Vendor Spending

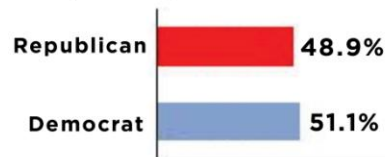
The majority of vendor spend is concentrated in a few key states, though 21 states have over \$10m in spending

Key states with the most significant vendor spend are represented largely by Democratic party legislators

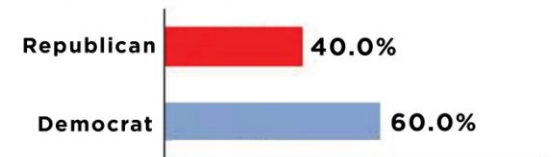
Map of Vendor Spending (2008 – 2010)



Spend by Senator



Spend by Representative



Note: Companies represented in analysis include Anadarko, Apache, Arena, Chevron, Hercules, EnSCO, Phoenix, Ridgewood, Rowan, Seahawk, W&T and Walter. Analysis excludes vendor spending which could not be allocated to individual states or districts.

Appendix I: Vendor Expenditures by State

State	Senators		Total spend (\$mm)	State	Senators		Total spend (\$mm)
Illinois	Kirk, Mark – R	Durbin, Richard - D	\$376.2	Wyoming	Barrasso, John - R	Enzi, Michael - R	\$3.8
Pennsylvania	Casey, Robert - D	Toomey, Pat – R	245.4	North Carolina	Burr, Richard - R	Hagan, Kay - D	3.3
Wisconsin	Johnson, Ron - R	Kohl, Herbert - D	176.5	Virginia	Warner, Mark - D	Webb, Jim - D	3.2
New York	Gillibrand, Kirsten - D	Schumer, Charles - D	139.6	Oregon	Merkley, Jeff - D	Wyden, Ron - D	1.8
California	Boxer, Barbara - D	Feinstein, Dianne - D	138.0	Kentucky	Paul, Rand- R	McConnell, Mitch - R	1.2
Oklahoma	Coburn, Thomas - R	Inhofe, James - R	125.8	Delaware	Carper, Thomas – D	Coons, Chris - D	1.1
Alabama	Sessions, Jefferson - R	Shelby, Richard - R	104.5	Michigan	Levin, Carl – D	Stabenow, Debbie – D	1.1
Mississippi	Cochran, Thad - R	Wicker, Roger - R	49.4	Iowa	Grassley, Charles – R	Harkin, Thomas – D	1.1
Georgia	Chambliss, Saxby - R	Isakson, John - R	48.2	West Virginia	Manchin, Joe – D	Rockefeller, John – D	1.0
Tennessee	Alexander, Lamar - R	Corker, Bob - R	48.0	Kansas	Moran, Jerry – R	Roberts, Pat – R	0.9
Colorado	Bennet, Michael - D	Udall, Mark - D	35.5	Nebraska	Johanns, Mike – R	Nelson, Ben – D	0.9
Florida	Rubio, Marco - R	Nelson, Bill - D	27.0	Indiana	Coats, Dan – R	Lugar, Richard – R	0.7
Massachusetts	Brown, Scott - R	Kerry, John - D	26.4	Nevada	Ensign, John - R	Reid, Harry – D	0.7
New Jersey	Lautenberg, Frank - D	Menéndez, Robert - D	25.2	Arizona	Kyl, Jon - R	McCain, John - R	0.6
New Mexico	Bingaman, Jeff - D	Udall, Tom - D	22.6	Rhode Island	Reed, John - D	Whitehouse, Sheldon - D	0.2
Minnesota	Franken, Al - D	Klobuchar, Amy - D	21.6	North Dakota	Conrad, Kent - D	Hoeven, John - R	0.1
Arkansas	Boozman, John - R	Pryor, Mark - D	16.6	Idaho	Crapo, Michael - R	Risch, James - R	0.0
Ohio	Brown, Sherrod - D	Portman, Rob - R	15.3	Maine	Collins, Susan - R	Snowe, Olympia - R	0.0
Utah	Lee, Mike - R	Hatch, Orrin - R	13.3	Montana	Baucus, Max - D	Tester, Jon - D	0.0
Maryland	Cardin, Benjamin - D	Mikulski, Barbara - D	13.1	New Hampshire	Ayotte, Kelly - R	Shaheen, Jeanne - D	0.0
Connecticut	Blumenthal, Richard - D	Lieberman, Joseph - I	10.3	Vermont	Leahy, Patrick - D	Sanders, Bernard - I	0.0
South Carolina	DeMint, Jim - R	Graham, Lindsey - R	7.0	Hawaii	Akaka, Daniel - D	Inouye, Daniel - D	0.0
Washington	Cantwell, Maria - D	Murray, Patty - D	6.8	South Dakota	Johnson, Tim - D	Thune, John - R	0.0
Missouri	Blunt, Roy - R	McCaskill, Claire - D	5.7	Other ^(a)			79.0
Alaska	Begich, Mark - D	Murkowski, Lisa - R	4.7				

(a) “Other” includes Washington DC and vendor spend items not applicable to a specific state (\$70 million of the “Other” amount is related to payments to the Department of the Interior)

Appendix II: Vendor Expenditures by U.S. Representative

Representative	District	Spend (\$mm)	Representative	District	Spend (\$mm)
Davis, Danny - D	Chicago, IL – 7	\$242.2	Edwards, Donna – D	Fort Washington, MD - 4	\$9.6
Fattah, Chaka - D	Philadelphia, PA – 2	159.3	Capuano, Michael - D	Somerville, MA - 8	9.2
Roskam, Peter - R	Wheaton, IL – 6	91.0	Bishop, Rob - R	Brigham City, UT - 1	9.2
Ribble, Reid - R	Appleton, WI – 8	89.3	Doyle, Michael - D	Forest Hills, PA - 14	8.1
Sullivan, John - R	Tulsa, OK – 1	87.2	Cole, Tom - R	Moore, OK - 4	7.9
Petri, Thomas - R	Fond du Lac, WI – 6	83.6	McCarthy, Kevin - R	Bakersfield, CA - 22	7.9
Nadler, Jerrold - D	New York, NY – 8	78.2	Brady, Robert - D	Philadelphia, PA - 1	7.7
Bonner, Jo - R	Mobile, AL – 1	63.9	Costa, Jim - D	Fresno, CA - 20	7.7
Maloney, Carolyn - D	New York, NY – 14	53.4	Stivers, Steve - R	Columbus, OH - 15	7.6
Sewell, Terri - D	Birmingham, AL – 7	39.0	Nunnelee, Alan - R	Booneville, MS - 1	7.2
Cohen, Steve - D	Memphis, TN – 9	28.3	Miller, Gary - R	Diamond Bar, CA - 42	7.2
Thompson, Bennie - D	Bolton, MS – 2	28.2	Schakowsky, Janice - D	Evanston, IL - 9	6.8
DeGette, Diana - D	Denver, CO – 1	25.5	Bilbray, Brian - R	Carlsbad, CA - 50	6.7
Lewis, John - D	Atlanta, GA – 5	22.8	Scott, Tim - R	Hanahan, SC - 1	6.5
Pearce, Steve - R	Hobbs, NM – 2	22.5	Pelosi, Nancy - D	San Francisco, CA - 8	6.2
Murphy, Tim - R	Pittsburgh, PA – 18	21.5	Garamendi, John - D	Walnut Grove, CA - 10	6.1
Fitzpatrick, Michael - R	Bristol, PA – 8	21.4	Campbell, John - R	Irvine, CA - 48	6.0
Schwartz, Allyson - D	Jenkintown, PA – 13	21.1	Lynch, Stephen - D	South Boston, MA - 9	5.5
Scott, David - D	Atlanta, GA – 13	19.2	Kucinich, Dennis - D	Cleveland, OH - 10	5.2
Hastings, Alcee - D	Miramar, FL – 23	19.1	McDermott, James - D	Seattle, WA - 7	5.1
Gallegly, Elton - R	Simi Valley, CA – 24	18.4	Perlmutter, Ed - D	Golden, CO - 7	4.9
Capps, Lois - D	Santa Barbara, CA – 23	17.9	Larson, John - D	East Hartford, CT - 1	4.9
Cooper, Jim - D	Nashville, TN – 5	17.8	Price, Tom - R	Roswell, GA - 6	4.7
McCollum, Betty - D	St. Paul, MN – 4	16.2	Kline, John - R	Lakeville, MN - 2	4.7
Frelinghuysen, Rodney - R	Morristown, NJ – 11	15.7	Young, Donald - R	Fort Yukon, AK - 1	4.7
Ross, Mike - D	Prescott, AR – 4	15.2	Quigley, Mike - D	Chicago, IL - 5	4.5
Miller, George - D	Martinez, CA – 7	14.2	Gutiérrez, Luis - D	Chicago, IL - 4	4.5
Roybal-Allard, Lucille - D	Los Angeles, CA – 34	13.3	Rush, Bobby - D	Chicago, IL - 1	4.5
Filner, Bob - D	San Diego, CA – 51	12.8	Jackson, Jesse - D	Chicago, IL - 2	4.5
Palazzo, Steven - R	Bay St. Louis, MS – 4	11.3	Biggert, Judy - R	Hinsdale, IL - 13	4.2
Lankford, James - R	Oklahoma City, OK – 5	11.1	Matheson, Jim - D	Salt Lake City, UT - 2	4.0
Lucas, Frank - R	Cheyenne, OK – 3	11.0	Himes, James - D	Cos Cob, CT - 4	3.7
Dold, Robert - R	Highland Park, IL – 10	9.8	Holt, Rush - D	Hopewell Township, NJ - 12	3.6

Analysis excludes spending which could not be allocated to a U.S. Representative. Spending data attributable to multiple representatives is split equally amongst those representatives.

Appendix II: Vendor Expenditures by U.S. Representative

Representative	District	Spend (\$mm)	Representative	District	Spend (\$mm)
Neal, Richard - D	Springfield, MA - 2	\$3.4	Cleaver, Emanuel - D	Kansas City, MO - 5	\$1.1
Polis, Jared - D	Boulder, CO - 2	3.2	Moore, Gwen - D	Milwaukee, WI - 4	1.1
Markey, Edward - D	Malden, MA - 7	2.9	Yarmuth, John - D	Louisville, KY - 3	1.0
Frank, Barney - D	Newton, MA - 4	2.7	McKinley, David - R	Fairmont, WV - 1	0.9
Harper, Gregg - R	Pearl, MS - 3	2.7	Lipinski, Daniel - D	Western Springs, IL - 3	0.9
McNerney, Jerry - D	Pleasanton, CA - 11	2.7	Myrick, Sue - R	Charlotte, NC - 9	0.9
Carnahan, Russ - D	St. Louis, MO - 3	2.6	Castor, Kathy - D	Tampa, FL - 11	0.8
Pallone, Frank - D	Long Branch, NJ - 6	2.4	Camp, David - R	Midland, MI - 4	0.8
Lummis, Cynthia - R	Cheyenne, WY - 1	2.2	Chabot, Steve - R	Cincinnati, OH - 1	0.8
Watt, Melvin - D	Charlotte, NC - 12	2.2	Van Hollen, Christopher - D	Kensington, MD - 8	0.7
Cummings, Elijah - D	Baltimore, MD - 7	2.2	Akin, Todd - R	St. Louis, MO - 2	0.7
Walsh, Joe - R	Barrington, IL - 8	2.1	Terry, Lee - R	Omaha, NE - 2	0.7
Boren, Dan - D	Muskogee, OK - 2	1.9	Rothman, Steven - D	Fair Lawn, NJ - 9	0.7
Royce, Edward - R	Fullerton, CA - 40	1.8	Ryan, Paul - R	Janesville, WI - 1	0.7
Tsongas, Niki - D	Lowell, MA - 5	1.6	Deutch, Ted - D	Boca Raton, FL - 19	0.7
Payne, Donald - D	Newark, NJ - 10	1.5	Boswell, Leonard - D	Des Moines, IA - 3	0.7
Griffin, Tim - R	Little Rock, AR - 2	1.5	Southerland, Steve - R	Monticello, FL - 2	0.6
Wu, David - D	Portland, OR - 1	1.4	Heller, Dean - R	Carson City, NV - 2	0.6
Schiff, Adam - D	Burbank, CA - 29	1.4	Keating, William - D	Quincy, MA - 10	0.6
Miller, Jeff - R	Chumuckla, FL - 1	1.4	Richardson, Laura - D	Long Beach, CA - 37	0.6
Eshoo, Anna - D	Atherton, CA - 14	1.3	Mica, John - R	Winter Park, FL - 7	0.5
West, Allen - R	Boca Raton, FL - 22	1.3	Ellison, Keith - D	Minneapolis, MN - 5	0.5
Moran, James - D	Arlington, VA - 8	1.3	Tipton, Scott - R	Manassa, CO - 3	0.5
Sanchez, Loretta - D	Anaheim, CA - 47	1.3	Pompeo, Mike - R	Goddard, KS - 4	0.5
Blackburn, Marsha - R	Brentwood, TN - 7	1.3	Hunter, Duncan - R	Lakeside, CA - 52	0.5
Wasserman Schultz, Debbie - D	Weston, FL - 20	1.3	McGovern, James - D	Worcester, MA - 3	0.5
Coffman, Mike - R	Aurora, CO - 6	1.3	Garrett, Scott - R	Wantage, NJ - 5	0.5
Clay, William - D	St. Louis, MO - 1	1.3	Roe, Phil - R	Johnson City, TN - 1	0.4
Roby, Martha - R	Montgomery, AL - 2	1.2	Higgins, Brian - D	Buffalo, NY - 27	0.4
Wolf, Frank - R	Vienna, VA - 10	1.2	Pastor, Edward - D	Phoenix, AZ - 4	0.4
Duffy, Sean - R	Wausau, WI - 7	1.2	Gerlach, Jim - R	Chester Springs, PA - 6	0.4
DeLauro, Rosa - D	New Haven, CT - 3	1.2	Wilson, Joe - R	Springdale, SC - 2	0.4
Inslee, Jay - D	Bainbridge Island, WA - 1	1.2	Platts, Todd - R	York, PA - 19	0.4

Appendix II: Vendor Expenditures by U.S. Representative

Representative	District	Spend (\$mm)	Representative	District	Spend (\$mm)
Murphy, Christopher - D	Cheshire, CT - 5	\$0.4	Speier, Jackie - D	Hillsborough, CA - 12	\$0.2
Johnson, Timothy - R	Urbana, IL - 15	0.4	Posey, Bill - R	Rockledge, FL - 15	0.2
Yoder, Kevin - R	Lenexa, KS - 3	0.4	Carney, Chris - D	Wilmington, DE - 1	0.2
Lowey, Nita - D	Harrison, NY - 18	0.4	Harman, Jane - D	Venice, CA - 36	0.2
Rooney, Thomas - R	Tequesta, FL - 16	0.3	Lance, Leonard - R	Clinton Township, NJ - 7	0.2
Waxman, Henry - D	Los Angeles, CA - 30	0.3	Tiberi, Patrick - R	Galena, OH - 12	0.2
Pitts, Joseph - R	Kennett Square, PA - 16	0.3	Bachus, Spencer - R	Vestavia Hills, AL - 6	0.1
Carson, André - D	Indianapolis, IN - 7	0.3	Cravaack, Chip - R	Chisholm, MN - 8	0.1
Fudge, Marcia - D	Warrensville Heights, OH - 11	0.3	Davis, Susan - D	San Diego, CA - 53	0.1
Honda, Michael - D	San Jose, CA - 15	0.3	Reichert, Dave - R	Auburn, WA - 8	0.1
Burton, Dan - R	Indianapolis, IN - 5	0.3	Dent, Charles - R	Allentown, PA - 15	0.1
Stark, Fortney - D	Fremont, CA - 13	0.3	Dreier, David - R	San Dimas, CA - 26	0.1
Latham, Thomas - R	Ames, IA - 4	0.3	Sarbanes, John - D	Baltimore, MD - 3	0.1
Bass, Karen - D	Los Angeles, CA - 33	0.3	McMorris Rodgers, Cathy - R	Spokane, WA - 5	0.1
Woodall, Rob - R	Duluth, GA - 7	0.3	Israel, Steve - D	Huntington, NY - 2	0.1
Sires, Albio - D	West New York, NJ - 13	0.3	Langevin, James - D	Warwick, RI - 2	0.1
Mack, Connie - R	Fort Myers, FL - 14	0.2	Gibbs, Bob - R	Dover, OH - 18	0.1
Schrader, Kurt - D	Canby, OR - 5	0.2	Braley, Bruce - D	Waterloo, IA - 1	0.1
Schmidt, Jean - R	Miami Township, OH - 2	0.2	Schock, Aaron - R	Peoria, IL - 18	0.1
Woolsey, Lynn - D	Petaluma, CA - 6	0.2	Cicilline, David - D	Portsmouth, RI - 1	0.1
Scott, Austin - R	Macon, GA - 8	0.2	Thompson, Michael - D	St. Helena, CA - 1	0.1
Connolly, Gerald - D	Fairfax, VA - 11	0.2	Diaz-Balart, Mario - R	Miami, FL - 21	0.1
Kingston, Jack - R	Savannah, GA - 1	0.2	Smith, Adam - D	Tacoma, WA - 9	0.1
Chaffetz, Jason - R	Alpine, UT - 3	0.2	Franks, Trent - R	Glendale, AZ - 2	0.1
Lofgren, Zoe - D	San Jose, CA - 16	0.2	Issa, Darrell - R	Vista, CA - 49	0.1
Clarke, Hansen - D	Detroit, MI - 13	0.2	Baldwin, Tammy - D	Madison, WI - 2	0.1
Smith, Christopher - R	Hamilton, NJ - 4	0.2	Turner, Michael - R	Dayton, OH - 3	0.1
Johnson, Henry - D	Lithonia, GA - 4	0.2	Meeks, Gregory - D	Queens, NY - 6	0.1
Scott, Robert - D	Newport News, VA - 3	0.2	Berg, Rick - R	Valley City, ND - 1	0.1
Brooks, Mo - R	Huntsville, AL - 5	0.2	Price, David - D	Chapel Hill, NC - 4	0.1
Manzullo, Donald - R	Egan, IL - 16	0.2	DeFazio, Peter - D	Springfield, OR - 4	0.1
Jordan, Jim - R	Urbana, OH - 4	0.2	Graves, Tom - R	Ranger, GA - 9	0.1
Womack, Steve - R	Rogers, AR - 3	0.2	Slaughter, Louise - D	Fairport, NY - 28	0.1

Appendix II: Vendor Expenditures by U.S. Representative

Representative	District	Spend (\$mm)	Representative	District	Spend (\$mm)
Hultgren, Randy - R	Batavia, IL - 14	\$0.1	Pence, Mike - R	Columbus, IN - 6	\$0.0
Luján, Ben - D	Nambe, NM - 3	0.1	Dicks, Norman - D	Belfair, WA - 6	0.0
Black, Diane - R	Murfreesboro, TN - 6	0.1	Calvert, Ken - R	Corona, CA - 44	0.0
Rivera, David - R	Miami, FL - 25	0.1	Fleischmann, Chuck - R	Chattanooga, TN - 3	0.0
Boehner, John - R	West Chester, OH - 8	0.1	Hanna, Richard - R	Utica, NY - 24	0.0
Benishek, Dan - R	Menominee, MI - 1	0.1	Buerkle, Ann Marie - R	DeWitt, NY - 25	0.0
Napolitano, Grace - D	Norwalk, CA - 38	0.1	Sánchez, Linda - D	Lakewood, CA - 39	0.0
Huelskamp, Tim - R	Hays, KS - 1	0.1	Young, Bill - R	Indian Shores, FL - 10	0.0
Sutton, Betty - D	Copley, OH - 13	0.1	Ross, Dennis - R	Bartow, FL - 12	0.0
Renacci, Jim - R	Alliance, OH - 16	0.1	Rigell, Scott - R	Norfolk, VA - 2	0.0
Cantor, Eric - R	Richmond, VA - 7	0.1	Peters, Gary - D	Bloomfield Township, MI - 9	0.0
Rangel, Charles - D	New York, NY - 15	0.1	Levin, Sander - D	Royal Oak, MI - 12	0.0
Heck, Joe - R	Las Vegas, NV - 3	0.1	Hoyer, Steny - D	Mechanicsville, MD - 5	0.0
Duncan, Jeff - R	Westminster, SC - 3	0.1	Forbes, Randy - R	Chesapeake, VA - 4	0.0
Lee, Barbara - D	Oakland, CA - 9	0.1	Chandler, Ben - D	Versailles, KY - 6	0.0
Goodlatte, Robert - R	Roanoke, VA - 6	0.1	Crowley, Joseph - D	Queens/Bronx, NY - 7	0.0
Grimm, Michael - R	Staten Island, NY - 13	0.1	Miller, Bradley - D	Raleigh, NC - 13	0.0
Nunes, Devin - R	Tulare, CA - 21	0.1	Lewis, Jerry - R	Redlands, CA - 41	0.0
Meehan, Pat - R	Edgmont, PA - 7	0.1	Sensenbrenner, James - R	Menomonee Falls, WI - 5	0.0
Capito, Shelley - R	Charleston, WV - 2	0.1	Tierney, John - D	Salem, MA - 6	0.0
Wilson, Frederica - D	Miami, FL - 17	0.1	McHenry, Patrick - R	Cherryville, NC - 10	0.0
Quayle, Ben - R	Phoenix, AZ - 3	0.0	Luetkemeyer, Blaine - R	St. Elizabeth, MO - 9	0.0
Ros-Lehtinen, Ileana - R	Miami, FL - 18	0.0	Rehberg, Dennis - R	Billings, MT - 1	0.0
Runyan, Jon - R	Cherry Hill, NJ - 3	0.0	Hurt, Robert - R	Charlottesville, VA - 5	0.0
Whitfield, Edward - R	Hopkinsville, KY - 1	0.0	Bishop, Sanford - D	Albany, GA - 2	0.0
Guthrie, Brett - R	Bowling Green, KY - 2	0.0	Rokita, Todd - R	Monticello, IN - 4	0.0
Velázquez, Nydia - D	Brooklyn, NY - 12	0.0	Rogers, Harold - R	Somerset, KY - 5	0.0
Ackerman, Gary - D	Roslyn Heights, NY - 5	0.0	Waters, Maxine - D	Los Angeles, CA - 35	0.0
Duncan, John - R	Knoxville, TN - 2	0.0	Heinrich, Martin - D	Albuquerque, NM - 1	0.0
Visclosky, Peter - D	Merrillville, IN - 1	0.0	LoBiondo, Frank - R	Ventnor, NJ - 2	0.0
Larsen, Rick - D	Everett, WA - 2	0.0	Crawford, Rick - R	Gillett, AR - 1	0.0
LaTourette, Steven - R	Bainbridge Township, OH - 14	0.0	Michaud, Michael - D	East Millinocket, ME - 2	0.0
Rohrabacher, Dana - R	Huntington Beach, CA - 46	0.0	Bucshon, Larry - R	Evansville, IN - 8	0.0

Appendix II: Vendor Expenditures by U.S. Representative

Representative	District	Spend (\$mm)	Representative	District	Spend (\$mm)
Labrador, Raul - R	Boise, ID - 1	\$0.0	Critz, Mark - D	Johnstown, PA - 12	\$0.0
Coble, Howard - R	Greensboro, NC - 6	0.0	Hinchey, Maurice - D	Saugerties, NY - 22	0.0
Donnelly, Joe - D	Granger, IN - 2	0.0	Welch, Peter - D	Hartland, VT - 1	0.0
Chu, Judy - D	Monterey Park, CA - 32	0.0	Pingree, Chellie - D	North Haven, ME - 1	0.0
Schilling, Bobby - R	Rock Island, IL - 17	0.0	Butterfield, George - D	Wilson, NC - 1	0.0
Baca, Joe - D	Rialto, CA - 43	0.0	Jones, Walter - R	Farmville, NC - 3	0.0
Bishop, Timothy - D	Southampton, NY - 1	0.0	Wittman, Rob - R	Montross, VA - 1	0.0
Lamborn, Doug - R	Colorado Springs, CO - 5	0.0	Pascrell, William - D	Paterson, NJ - 8	0.0
Davis, Geoff - R	Hebron, KY - 4	0.0	Grijalva, Raul - D	Tucson, AZ - 7	0.0
Paulsen, Erik - R	Eden Prairie, MN - 3	0.0	Berman, Howard - D	North Hollywood, CA - 28	0.0
Miller, Candice - R	Harrison Township, MI - 10	0.0	Peterson, Collin - D	Detroit Lakes, MN - 7	0.0
DesJarlais, Scott - R	Pall Mall, TN - 4	0.0	Altmire, Jason - D	McCandless, PA - 4	0.0
Giffords, Gabrielle - D	Tucson, AZ - 8	0.0	Kinzinger, Adam - R	Crete, IL - 11	0.0
Brown, Corrine - D	Jacksonville, FL - 3	0.0	Bass, Charles - R	Concord, NH - 2	0.0
Crenshaw, Ander - R	Jacksonville, FL - 4	0.0	Guinta, Frank - R	Rochester, NH - 1	0.0
Courtney, Joe - D	Vernon, CT - 2	0.0	Long, Billy - R	Springfield, MO - 7	0.0
Gibson, Chris - R	Glens Falls, NY - 20	0.0	Matsui, Doris - D	Sacramento, CA - 5	0.0
Schweikert, David - R	Tempe, AZ - 5	0.0	Aderholt, Robert - R	Haleyville, AL - 4	0.0
Gardner, Cory - R	Fort Collins, CO - 4	0.0	Smith, Adrian - R	Gering, NE - 3	0.0
Emerson, Jo Ann - R	Cape Girardeau, MO - 8	0.0	Ruppersberger, Dutch - D	Cockeysville, MD - 2	0.0
Simpson, Michael - R	Idaho Falls, ID - 2	0.0	Westmoreland, Lynn - R	Grantville, GA - 3	0.0
Amash, Justin - R	Grand Rapids, MI - 3	0.0	Becerra, Xavier - D	Los Angeles, CA - 31	0.0
Thompson, Glenn - R	Howard, PA - 5	0.0	Buchanan, Vern - R	Sarasota, FL - 13	0.0
King, Peter - R	Seafood, NY - 3	0.0	McClintock, Tom - R	Roseville, CA - 4	0.0
Berkley, Shelley - D	Las Vegas, NV - 1	0.0	Walz, Timothy - D	Mankato, MN - 1	0.0
Sherman, Brad - D	Sherman Oaks, CA - 27	0.0	Walberg, Tim - R	Battle Creek, MI - 7	0.0
Engel, Eliot - D	Bronx, NY - 17	0.0	Dingell, John - D	Dearborn, MI - 15	0.0
Walden, Greg - R	Hood River, OR - 2	0.0	Weiner, Anthony - D	Queens, NY - 9	0.0
Shuster, William - R	Holidaysburg, PA - 9	0.0	McKeon, Howard - R	Santa Clarita, CA - 25	0.0
Lungren, Daniel - R	Gold River, CA - 3	0.0	Herrera, Jaime - R	Vancouver, WA - 3	0.0
Bilirakis, Gus - R	Palm Harbor, FL - 9	0.0	Lee, Christopher - R	Clarence, NY - 26	0.0
Ryan, Timothy - D	Niles, OH - 17	0.0	Broun, Paul - R	Athens, GA - 10	0.0
Gingrey, John - R	Marietta, GA - 11	0.0	Webster, Dan - R	Orlando, FL - 8	0.0

Appendix II: Vendor Expenditures by U.S. Representative

Representative	District	Spend (\$mm)	Representative	District	Spend (\$mm)
Graves, Samuel - R	Tarkio, MO - 6	\$0.0	Jenkins, Lynn - R	Topeka, KS - 2	\$0.0
Bachmann, Michele - R	Stillwater, MN - 6	0.0	Harris, Andy - R	Stevensville, MD - 1	0.0
Owens, William - D	Plattsburgh, NY - 23	0.0	Bartlett, Roscoe - R	Frederick, MD - 6	0.0
Fincher, Stephen - R	Union City, TN - 8	0.0	Huizenga, Bill - R	Holland, MI - 2	0.0
Shuler, Heath - D	Waynesville, NC - 11	0.0	Kildee, Dale - D	Flint, MI - 5	0.0
King, Steve - R	Kiron, IA - 5	0.0	Upton, Frederick - R	St. Joseph, MI - 6	0.0
Clarke, Yvette - D	Brooklyn, NY - 11	0.0	Rogers, Michael - R	Anniston, AL - 3	0.0
Barrow, John - D	Savannah, GA - 12	0.0	McCotter, Thaddeus - R	Livonia, MI - 11	0.0
Conyers, John - D	Detroit, MI - 14	0.0	Hartzler, Vicky - R	Lexington, MO - 4	0.0
Gosar, Paul - R	Flagstaff, AZ - 1	0.0	Andrews, Robert - D	Haddon Heights, NJ - 1	0.0
Austria, Steve - R	Beavercreek, OH - 7	0.0	Towns, Edolphus - D	Brooklyn, NY - 10	0.0
Hayworth, Nan - R	Dover Plains, NY - 19	0.0	Serrano, José - D	Bronx, NY - 16	0.0
Clyburn, James - D	Columbia, SC - 6	0.0	Tonko, Paul - D	Amsterdam, NY - 21	0.0
McCarthy, Carolyn - D	Mineola, NY - 4	0.0	Ellmers, Renee - R	Lillington, NC - 2	0.0
Olver, John - D	Amherst, MA - 1	0.0	Foxx, Virginia - R	Grandfather Community, NC - 5	0.0
Stearns, Clifford - R	Ocala, FL - 6	0.0	McIntyre, Mike - D	Lumberton, NC - 7	0.0
Fortenberry, Jeffrey - R	Lincoln, NE - 1	0.0	Kissell, Larry - D	Biscoe, NC - 8	0.0
Holden, Tim - D	Saint Clair, PA - 17	0.0	Latta, Robert - R	Bowling Green, OH - 5	0.0
Rogers, Michael - R	Anniston, AL - 3	0.0	Johnson, Bill - R	St. Clairsville, OH - 6	0.0
Flake, Jeff - R	Mesa, AZ - 6	0.0	Kaptur, Marcy - D	Toledo, OH - 9	0.0
Herger, Walter - R	Chico, CA - 2	0.0	Blumenauer, Earl - D	Portland, OR - 3	0.0
Farr, Sam - D	Carmel, CA - 17	0.0	Kelly, Mike - R	Erie, PA - 3	0.0
Cardoza, Dennis - D	Atwater, CA - 18	0.0	Marino, Tom - R	Dimock, PA - 10	0.0
Denham, Jeff - R	Mariposa, CA - 19	0.0	Barletta, Lou - R	Nanticoke, PA - 11	0.0
Bono Mack, Mary - R	Palm Springs, CA - 45	0.0	Gowdy, Trey - R	Travelers Rest, SC - 4	0.0
Nugent, Richard - R	Brooksville, FL - 5	0.0	Mulvaney, Mick - R	York, SC - 5	0.0
Adams, Sandy - R	New Smyrna Beach, FL - 24	0.0	Noem, Kristi - R	Brookings, SD - 1	0.0
Hanabusa, Colleen - D	Honolulu, HI - 1	0.0	Griffith, Morgan - R	Abingdon, VA - 9	0.0
Hirono, Mazie - D	Honolulu, HI - 2	0.0	Hastings, Doc - R	Pasco, WA - 4	0.0
Costello, Jerry - D	Belleville, IL - 12	0.0	Rahall, Nick - D	Beckley, WV - 3	0.0
Shimkus, John - R	Collinsville, IL - 19	0.0	Kind, Ronald - D	La Crosse, WI - 3	0.0
Young, Todd - R	Seymour, IN - 9	0.0			
Loeb sack, David - D	Mt. Vernon, IA - 2	0.0			